



# Low Voltage Monitor AC/DC Shunt Relay

# LVM

## Specifications

### Electrical

**Supply Voltage:** 120 or 240 VAC, 50/60Hz

**Sense Ranges:**

75mV = 5 to 75mV AC/DC

400mV = 25 to 400mV AC/DC

4.5V = 250mV to 4.5V AC/DC

26V = 1.4V to 26V AC/DC

150V = 10V to 150V AC/DC

**Hysteresis:** 4% AC input, DC 0%

**Signal Impedance:** 20KΩ minimum

**Decreasing Voltage Delay:** 0.75 Sec. Typ.

**Increasing Voltage Delay:** 1/4 of Decreasing Frequency: DC to 400 Hz

**Max. Continuous Sense Voltage:**

200V Max. 5 - 75mV

600 Volts all Others

**Output Rating @ 25°C:**

10 Amps @ 125VAC

5 Amps @ 250VAC,

1600VA Max. Resistive Load

**Power Consumption:** 3W

### Physical

**Mounting:** Surface, #6 Screw

**Termination:** Terminal Block

**Packaging:** Open circuit board

Optional case available

**Weight:** 6 Oz.

### Ambient Temperatures

**Operating:** 0°C to 40°C

**Storage:** -40°C to 85°C

### Consult Factory for Other Options:

DC Hysteresis

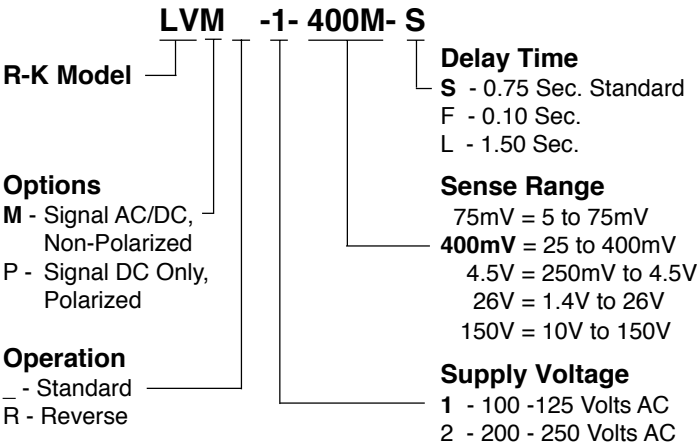
DC or AC Only Sensing

Frequency Compensation

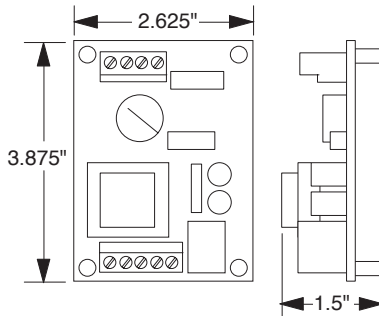


- 5mV to 150V AC/DC
- 600 VAC Overvoltage
- 10 Amp Contact NO/NC
- Noise Filter
- Nuisance Delay
- Normal or Reverse Operation
- Compact Design
- Low Cost

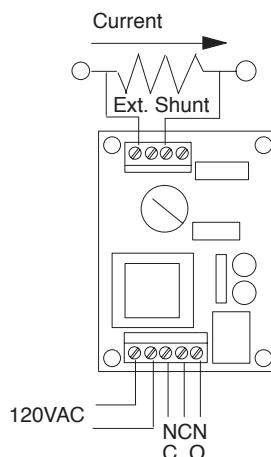
## Ordering Information



## Dimensions



## Connections



## Operation

### AC/DC Shunt Voltage Sensing Relay

The supply voltage must be provided to the LVM continuously. While the LVM will pick-up and drop-out based on the voltage set point, the voltage sensing inputs will accept up to 600 volts without damage. With no voltage on the voltage sensing input, the internal relay is energized, transferring the output contacts. When the sensed voltage exceeds the set point, the output relay will de-energize. With no supply voltage the output relay is de-energized. Hysteresis and a time delay prevent rapid cycling of the output relay.

