



# Go-No Go AC Current Sensing Relay

# MCDR

## Specifications

### Electrical

**Input Supply Voltage:** None Required  
**Pick-Up Range\*:**  
 10 or 20 Amps +5%, -25%  
**Pick-Up/Drop-Out Delay:** 0.1 Sec.  
**Drop-Out Range:** 2.5 Amps Minimum  
**Frequency:** 47 to 63 Hz  
**Maximum Current Range:**  
 100 Amps Continuous  
 150 Amps 1 Minute Max  
**Reset:** Automatic  
**Output Rating 1 FORM C @ 25°C:**  
 10 Amps @ 120VAC  
 6 Amps @ 250VAC, 5 Amps @ 30VDC  
 300W (D.C.) 1600VA (A.C.) Max.  
 switching power (resistive)  
 100,000 Full Load Electrical Cycles

\*Other currents available. Consult factory.

### Physical

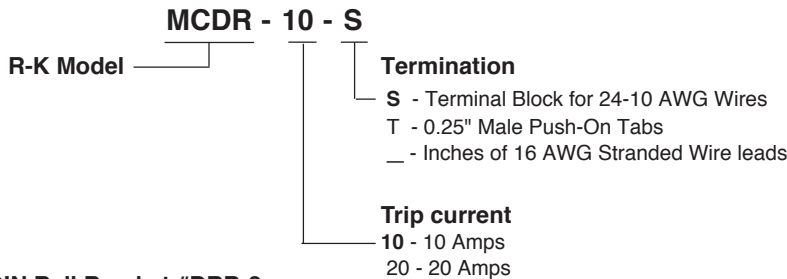
**Maximum Load Wire Diameter:**  
 0.7" Dia.  
**Mounting:** Surface, #6 Screw  
**Termination:** Screw Terminals  
**Packaging:** Epoxy Filled  
**Weight:** 6 Oz.

### Ambient Temperatures

**Operating:** 0°C to 40°C  
**Storage:** -40°C to 85°C

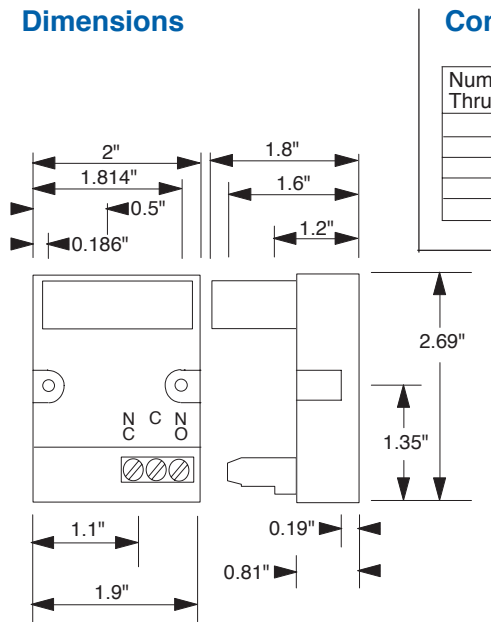


## Ordering Information



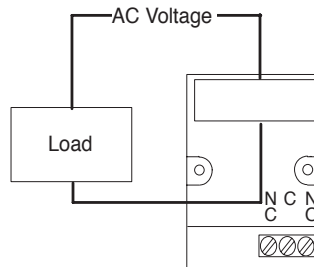
DIN Rail Bracket #DRB-2

## Dimensions



## Connections

Number of Passes Thru the CT	Pick up	Drop out
1	10.0	2.5
2	5.0	1.3
3	3.3	0.9
4	2.5	0.7
5	2.0	0.5



- Self Powered
- 10 or 20 Amp Trip Points
- 100 Amps AC Overload
- 10 Amp Contact
- Stranded Wire Leads
- Large Wire Thru Hole
- DIN Rail Mountable
- Compact Design
- Low Cost

## Operation

### AC Current Sensing

The MCDR generates its own operating power from the monitored current line. No external power supply is needed. A current greater than the pick up current is required to energize the output relay. The output relay will stay energized until the current in the line being monitored drops below the drop out current level for the MCDR. Sensitivity can be increased with multiple passes through the MCDR CT (See table in connection diagram).

